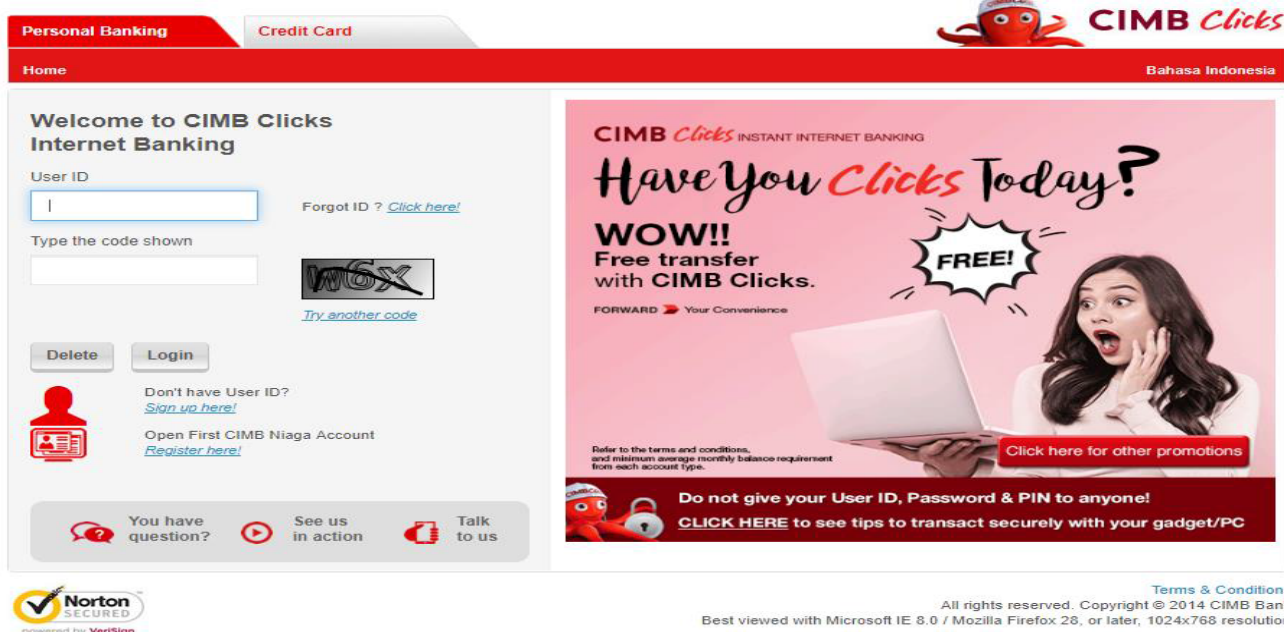
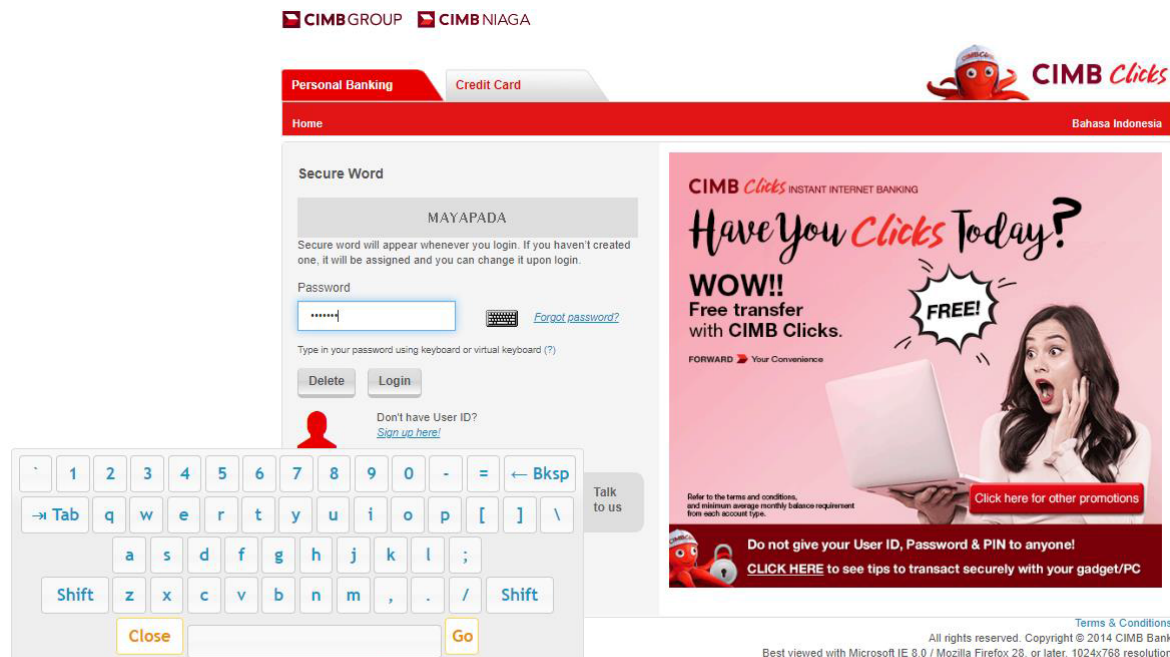


Panduan Transfer Melalui E-Banking CIMB Niaga

 **CIMB GROUP**  **CIMB NIAGA**




STEP 1 : Masukkan **User ID** dan kode yang ditunjukkan lalu klik **LOGIN**.



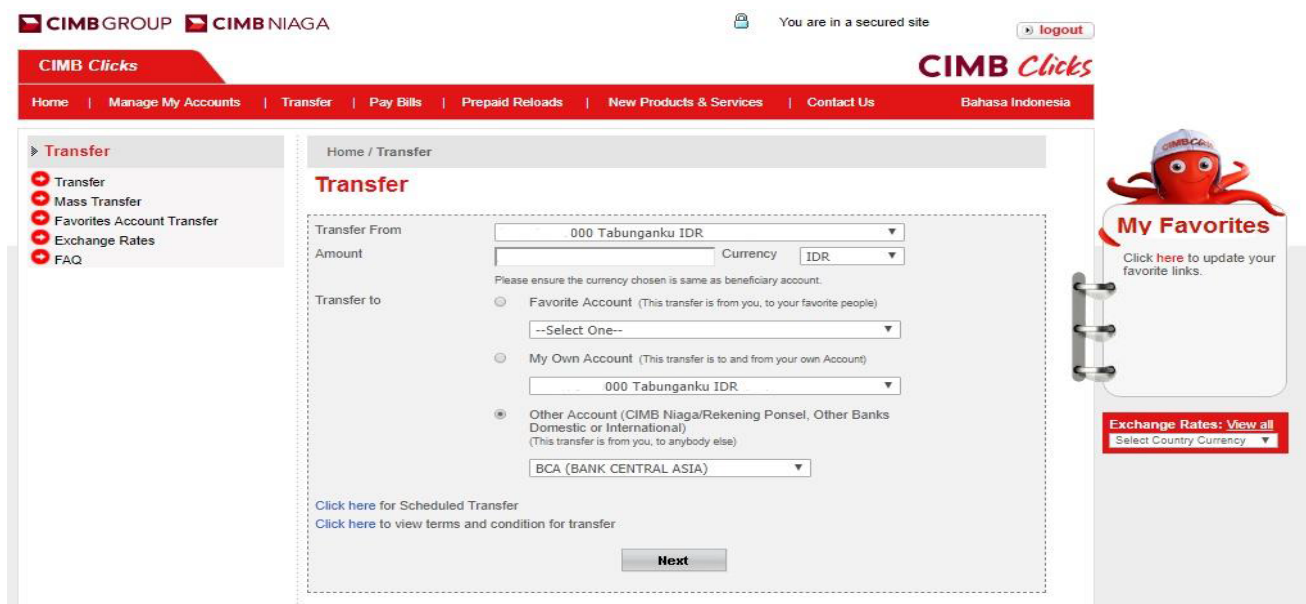
STEP 2 : Masukkan password lalu klik **LOGIN**.

Panduan Transfer Melalui E-Banking CIMB Niaga



The screenshot shows the CIMB Clicks Home page. The top navigation bar includes links for Home, Manage My Accounts, Transfer, Pay Bills, Prepaid Reloads, New Products & Services, and Contact Us. The left sidebar contains a 'Home' section with links to Manage My Accounts, Transfer, Pay Bills, Prepaid Reloads, New Products & Services, and Other Services. The main content area displays a welcome message, a promotional banner for CIMB Clicks term deposits, and a grid of service categories: Manage My Accounts, Transfer, Pay Bills, Prepaid Reloads, New Products & Services, and Other Services. The right sidebar features a 'My Favorites' section and an 'Exchange Rates' section.

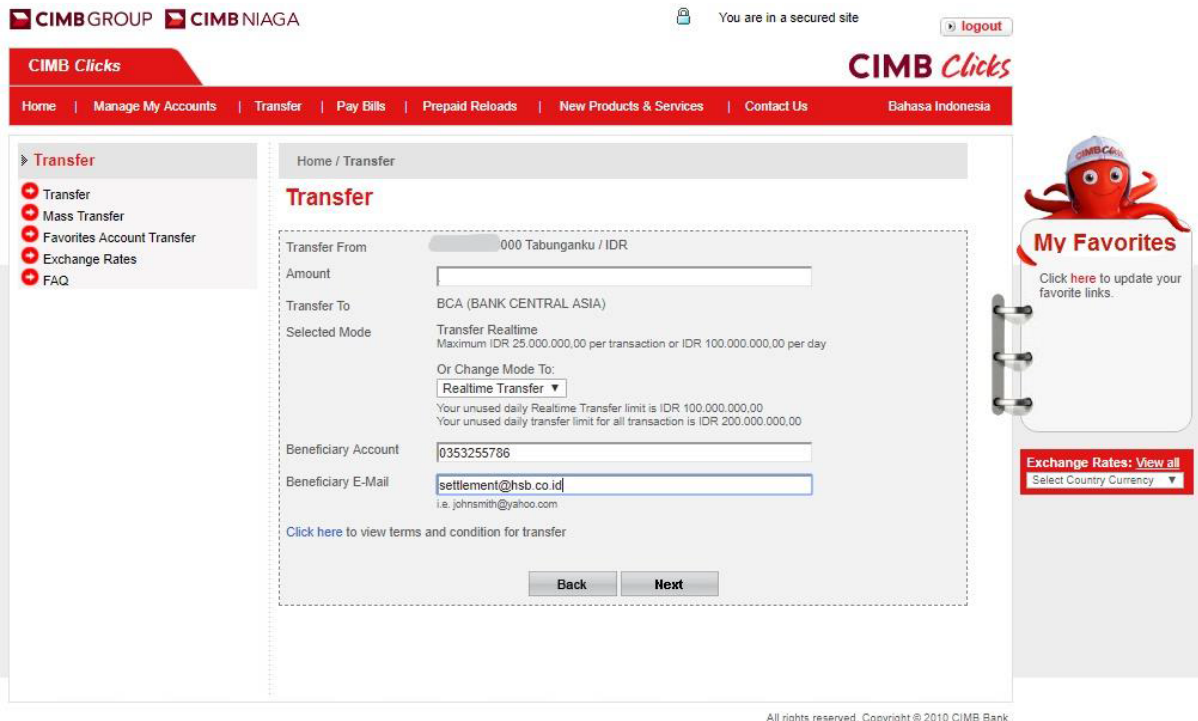
STEP 3 : Pada menu **HOME** (sebelah kiri atas), pilih **TRANSFER**.



The screenshot shows the CIMB Clicks Transfer page. The left sidebar contains a 'Transfer' section with links to Transfer, Mass Transfer, Favorites Account Transfer, Exchange Rates, and FAQ. The main content area displays the 'Transfer' form. The 'Transfer From' field is set to '000 Tabunganku IDR'. The 'Amount' field is empty, and the 'Currency' is set to 'IDR'. The 'Transfer to' section has three options: 'Favorite Account', 'My Own Account', and 'Other Account (CIMB Niaga/Rekening Ponsel, Other Banks Domestic or International)'. The 'Other Account' option is selected, and the 'Beneficiary Account' is set to '000 Tabunganku IDR'. The 'Beneficiary Bank' is set to 'BCA (BANK CENTRAL ASIA)'. There are links for 'Scheduled Transfer' and 'Terms and Condition for transfer'. A 'Next' button is at the bottom.

STEP 4 : Isi nominal yang ingin ditransfer pada “Amount”. Pada “Transfer to”, pilih **OTHER ACCOUNT** (option ke 3) lalu pilih **BCA (BANK CENTRAL ASIA)** lalu klik **NEXT**.

Panduan Transfer Melalui E-Banking CIMB Niaga



CIMB GROUP **CIMB NIAGA** You are in a secured site [logout](#)

CIMB Clicks

Home | Manage My Accounts | Transfer | Pay Bills | Prepaid Reloads | New Products & Services | Contact Us Bahasa Indonesia

Transfer

- Transfer
- Mass Transfer
- Favorites Account Transfer
- Exchange Rates
- FAQ

Home / Transfer

Transfer

Transfer From: 000 Tabunganku / IDR

Amount:

Transfer To: BCA (BANK CENTRAL ASIA)

Selected Mode: Transfer Realtime
Maximum IDR 25,000,000.00 per transaction or IDR 100,000,000.00 per day

Or Change Mode To:
Realtime Transfer ▼

Your unused daily Realtime Transfer limit is IDR 100,000,000.00
Your unused daily transfer limit for all transaction is IDR 200,000,000.00

Beneficiary Account: 0353255786

Beneficiary E-Mail: settlement@hsb.co.id
i.e. johnsmith@yahoo.com

[Click here to view terms and condition for transfer](#)

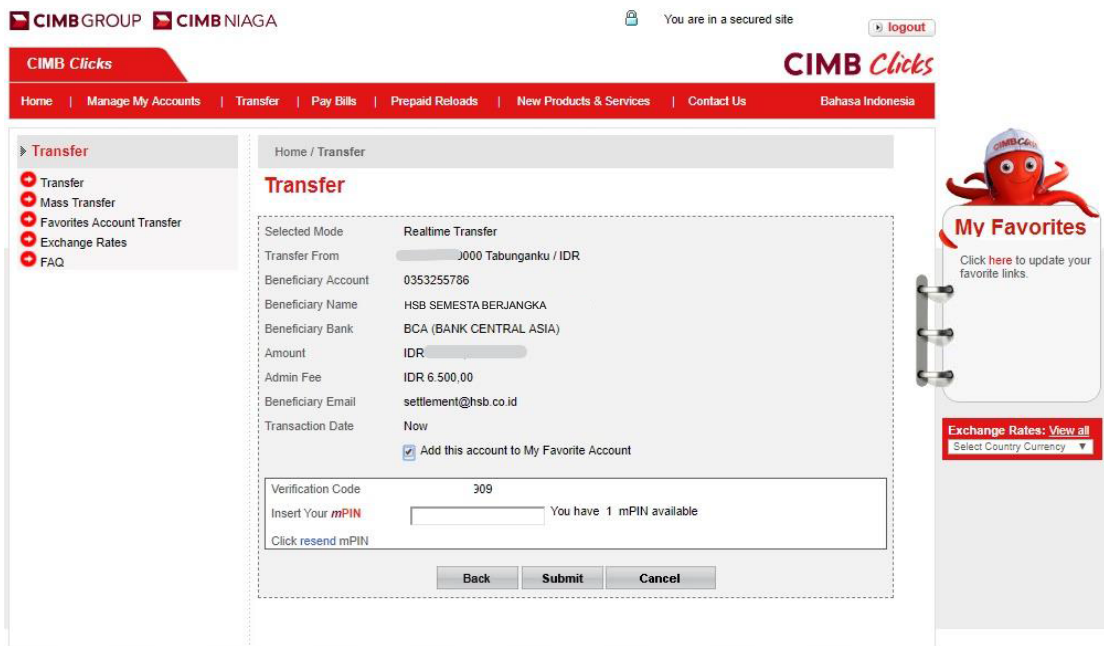
[Back](#) [Next](#)

My Favorites
Click here to update your favorite links.

Exchange Rates: View all
Select Country Currency ▼

All rights reserved. Copyright © 2010 CIMB Bank

STEP 5 : Pada bagian “Beneficiary Account”, isi No.Rekening BCA PT HSB Semesta Berjangka yaitu **0353255786** serta mengisi “Beneficiary Email” yaitu settlement@hsb.co.id lalu klik **NEXT**.



CIMB GROUP **CIMB NIAGA** You are in a secured site [logout](#)

CIMB Clicks

Home | Manage My Accounts | Transfer | Pay Bills | Prepaid Reloads | New Products & Services | Contact Us Bahasa Indonesia

Transfer

- Transfer
- Mass Transfer
- Favorites Account Transfer
- Exchange Rates
- FAQ

Home / Transfer

Transfer

Selected Mode: Realtime Transfer

Transfer From: 000 Tabunganku / IDR

Beneficiary Account: 0353255786

Beneficiary Name: HSB SEMESTA BERJANGKA

Beneficiary Bank: BCA (BANK CENTRAL ASIA)

Amount: IDR

Admin Fee: IDR 6,500.00

Beneficiary Email: settlement@hsb.co.id

Transaction Date: Now

☒ Add this account to My Favorite Account

Verification Code: 309

Insert Your **mPIN** You have 1 mPIN available

[Click resend mPIN](#)

[Back](#) [Submit](#) [Cancel](#)

My Favorites
Click here to update your favorite links.

Exchange Rates: View all
Select Country Currency ▼

STEP 6 : Periksa kembali rinciannya lalu jika sudah sesuai, masukkan “mPIN” lalu klik **SUBMIT**.