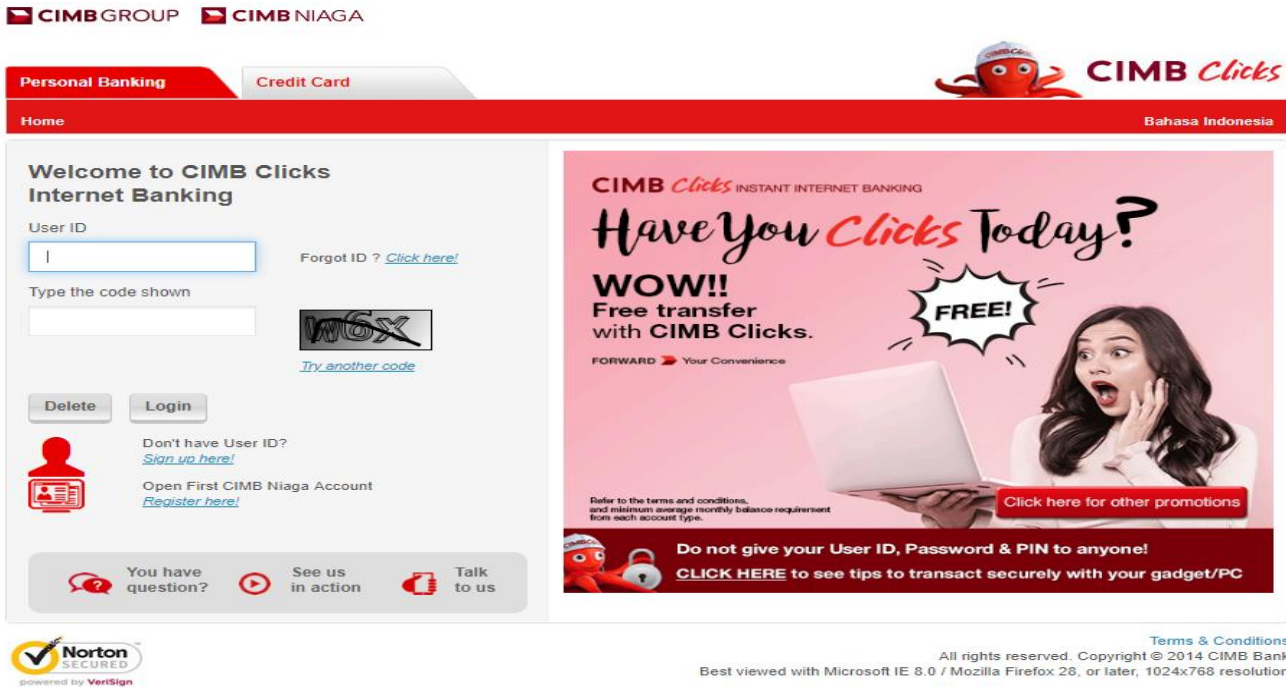
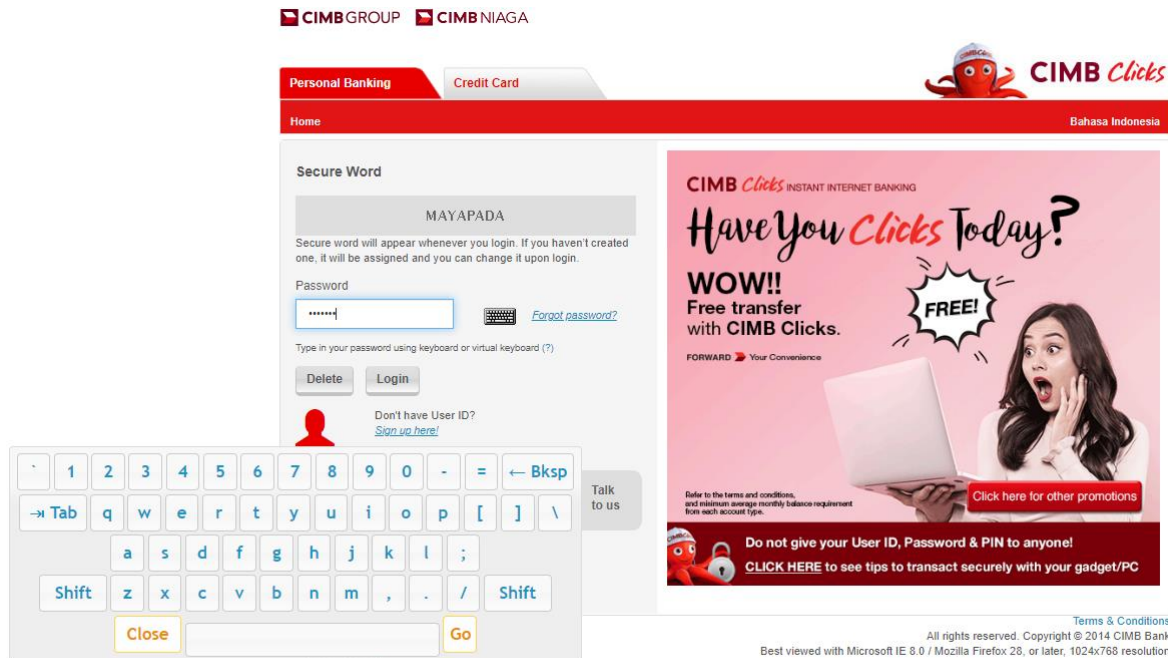


Panduan Transfer Melalui E-Banking CIMB Niaga



The screenshot shows the CIMB Niaga Internet Banking login page. At the top, there are logos for CIMB GROUP and CIMB NIAGA. Below that, there are tabs for 'Personal Banking' and 'Credit Card'. The main content area is titled 'Welcome to CIMB Clicks Internet Banking'. It features a 'User ID' input field with a cursor, a 'Forgot ID?' link, and a 'Type the code shown' input field with a CAPTCHA image. There are 'Delete' and 'Login' buttons. Below the login fields, there are links for 'Don't have User ID? Sign up here!' and 'Open First CIMB Niaga Account Register here!'. At the bottom, there are icons for 'You have question?', 'See us in action', and 'Talk to us'. On the right side, there is a large promotional banner for 'CIMB Clicks INSTANT INTERNET BANKING' with the text 'Have You Clicks Today? WOW!! Free transfer with CIMB Clicks. FREE!' and a woman looking surprised. The banner also includes a warning: 'Do not give your User ID, Password & PIN to anyone! CLICK HERE to see tips to transact securely with your gadget/PC'. At the bottom right, there are links for 'Terms & Conditions' and 'All rights reserved. Copyright © 2014 CIMB Bank'. The footer also mentions 'Best viewed with Microsoft IE 8.0 / Mozilla Firefox 28, or later, 1024x768 resolution'.


STEP 1 : Masukkan **User ID** dan kode yang ditunjukkan lalu klik **LOGIN**.



The screenshot shows the CIMB Niaga Internet Banking password entry page. At the top, there are logos for CIMB GROUP and CIMB NIAGA. Below that, there are tabs for 'Personal Banking' and 'Credit Card'. The main content area is titled 'Secure Word' and shows 'MAYAPADA' as the secure word. Below that, there is a 'Password' input field with a masked password '*****' and a 'Forgot password?' link. There are 'Delete' and 'Login' buttons. Below the password field, there is a link for 'Don't have User ID? Sign up here!'. At the bottom, there is a virtual keyboard with a 'Close' button and a 'Go' button. On the right side, there is a large promotional banner for 'CIMB Clicks INSTANT INTERNET BANKING' with the text 'Have You Clicks Today? WOW!! Free transfer with CIMB Clicks. FREE!' and a woman looking surprised. The banner also includes a warning: 'Do not give your User ID, Password & PIN to anyone! CLICK HERE to see tips to transact securely with your gadget/PC'. At the bottom right, there are links for 'Terms & Conditions' and 'All rights reserved. Copyright © 2014 CIMB Bank'. The footer also mentions 'Best viewed with Microsoft IE 8.0 / Mozilla Firefox 28, or later, 1024x768 resolution'.

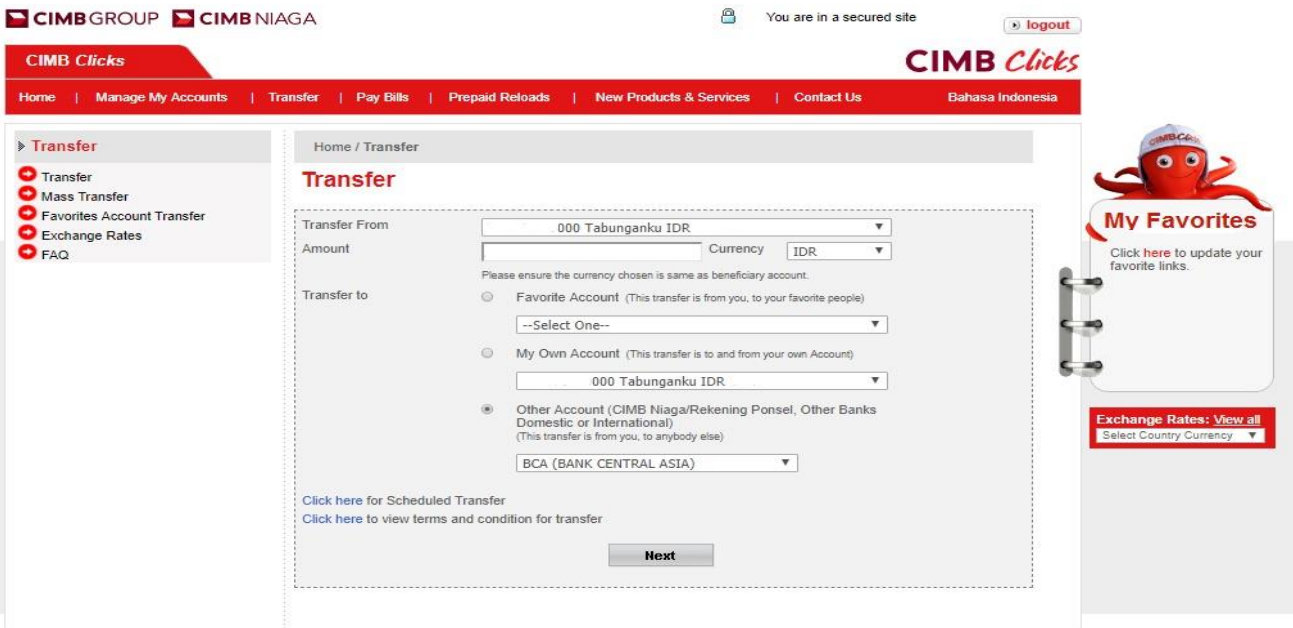
STEP 2 : Masukkan password lalu klik **LOGIN**.

Panduan Transfer Melalui E-Banking CIMB Niaga



The screenshot shows the CIMB Clicks Home page. At the top, there is a navigation bar with links for Home, Manage My Accounts, Transfer, Pay Bills, Prepaid Reloads, New Products & Services, and Contact Us. The main content area features a welcome message, a notification about messages, and a login timestamp. A promotional banner for CIMB Clicks term deposits is displayed, along with a grid of service categories: Manage My Accounts, Transfer, Pay Bills, Prepaid Reloads, New Products & Services, and Other Services. A sidebar on the right contains a 'My Favorites' section and an 'Exchange Rates' section.



STEP 3 : Pada menu **HOME** (sebelah kiri atas), pilih **TRANSFER**.



The screenshot shows the CIMB Clicks Transfer page. The 'Transfer' menu item is selected in the sidebar. The main content area contains a form for initiating a transfer. The 'Transfer From' field is set to '000 Tabunganku IDR'. The 'Amount' field is empty, and the 'Currency' is set to 'IDR'. The 'Transfer to' section has three radio button options: 'Favorite Account', 'My Own Account', and 'Other Account'. The 'Other Account' option is selected, and the beneficiary account is set to '000 Tabunganku IDR'. The bank selected is 'BCA (BANK CENTRAL ASIA)'. A 'Next' button is visible at the bottom of the form.

STEP 4 : Isi nominal yang ingin ditransfer pada "Amount". Pada "Transfer to", pilih **OTHER ACCOUNT** (option ke 3) lalu pilih **BCA (BANK CENTRAL ASIA)** lalu klik **NEXT**.

Panduan Transfer Melalui E-Banking CIMB Niaga

  You are in a secured site [logout](#)

CIMB Clicks **CIMB Clicks**

Home | Manage My Accounts | Transfer | Pay Bills | Prepaid Reloads | New Products & Services | Contact Us Bahasa Indonesia

Transfer

- Transfer
- Mass Transfer
- Favorites Account Transfer
- Exchange Rates
- FAQ

Home / Transfer

Transfer

Transfer From: 000 Tabunganku / IDR

Amount:

Transfer To: BCA (BANK CENTRAL ASIA)

Selected Mode: Transfer Realtime
Maximum IDR 25.000.000,00 per transaction or IDR 100.000.000,00 per day

Or Change Mode To:
Realtime Transfer ▼
Your unused daily Realtime Transfer limit is IDR 100.000.000,00
Your unused daily transfer limit for all transaction is IDR 200.000.000,00

Beneficiary Account: 0353255786

Beneficiary E-Mail: settlement@hsb.co.id
i.e. johnsmith@yahoo.com



[Click here to view terms and condition for transfer](#)

My Favorites
Click here to update your favorite links.

Exchange Rates: View all
Select Country Currency ▼

All rights reserved. Copyright © 2010 CIMB Bank

STEP 5 : Pada bagian “Beneficiary Account”, isi No. Rekening BCA PT Hanson Semesta Berjangka yaitu **0353255786** serta mengisi “Beneficiary Email” yaitu settlement@hsb.co.id lalu klik **NEXT**.

  You are in a secured site [logout](#)

CIMB Clicks **CIMB Clicks**

Home | Manage My Accounts | Transfer | Pay Bills | Prepaid Reloads | New Products & Services | Contact Us Bahasa Indonesia

Transfer

- Transfer
- Mass Transfer
- Favorites Account Transfer
- Exchange Rates
- FAQ

Home / Transfer

Transfer

Selected Mode: Realtime Transfer

Transfer From: 000 Tabunganku / IDR

Beneficiary Account: 0353255786

Beneficiary Name: HANSON SEMESTA BERJANGKA

Beneficiary Bank: BCA (BANK CENTRAL ASIA)

Amount:

Admin Fee: IDR 6.500,00

Beneficiary Email: settlement@hsb.co.id

Transaction Date: Now

Add this account to My Favorite Account

Verification Code: 309

Insert Your **mPIN**: You have 1 mPIN available

[Click resend mPIN](#)

My Favorites
Click here to update your favorite links.

Exchange Rates: View all
Select Country Currency ▼

STEP 6 : Periksa kembali rinciannya lalu jika sudah sesuai, masukkan “mPIN” lalu klik **SUBMIT**.